










Course Number: CE300		School: Arts & Sciences
Course Title: Observation and Assessment in Early Childhood		Curriculum Designer: Sarah Roggio
Date: September 2010		Developer: Lori Levesque and Lisa Wright
Expected Migration Term: 1005B		Chair: Miranda Brand

Course Home Navigation Button Bar					
Overview 	Description 	Outcomes 	Grading 	Materials 	Navigation 

Course Overview 	This is the first course in the Bachelor of Science in Early Childhood Development program and it will give you a great start in learning how to observe and assess young children. We will discuss standardized and authentic assessment strategies and how you can use these in your professional career. Learning how to observe and assess children will lay the foundation for your work with children throughout your career.	
	Course Description: <i>(This should be the official course description from the App B document)</i> 	This course prepares students to use the various methods of assessment and observation, including standardized and authentic assessment strategies, as a way to assess children's growth and the development of knowledge and skills. Students will apply assessment strategies through virtual field experiences and case studies to identify developmental levels, interests, and abilities, and interpret the data collected.
	Course Outcomes: 	<p>By the end of this course, you should be able to:</p> <p>CE300-1: Examine the benefits of observation, documentation and effective assessment strategies in young children's development</p> <p>CE300-2: Analyze standardized assessment methods and tools used to identify at risk and special needs children</p> <p>CE300-3: Apply observation and recording strategies using selected assessment methods while viewing a video</p> <p>CE300-4: Interpret assessment results to plan appropriate learning experiences for young children</p>

General Education Outcomes:	GEL-1.1: Demonstrate college-level communication through the composition of original materials in Standard American English
	GEL 3.1: Use experimental inquiry to inform problem solving

Gradebook Setup for ECOLLEGE

(Copy from Master Syllabus)

Gradebook											
Unit #	1	2	3	4	5	6	7	8	9	10	Total
Discussion	40	40	40	40	40	40	40	40	40	0	360
Seminar	0	0	0	0	0	0	0	0	0	0	0
Graded Review	50	50	50	50	50	0	50	50	0	0	350
Projects	0	0	0	0	0	145	0	0	145	0	290
Total											1000

Grading Summary

Grading Summary	Points
Discussion boards	360
Seminars	0
Project: Week 6	145
Project: Week 9	145
Graded reviews – 7 @ 50 points each: Weeks 1, 2, 3, 4, 5, 7, 8	350
Total Points	1000

Course Materials**Textbook Information****Title:** *Assessment in Early Childhood Education*, 5th ed.**Author:** Sue C. Wortham**ISBN:** 100-13-501183-3, 13978-0-13-501183-6**Publisher:** Merrill**eBook Information**

A hardcopy of the textbook is not required. All chapters are in PDF form and are located in the Doc Sharing area of the course. You will need a copy of Adobe Acrobat to read the PDFs. Visit www.adobe.com for a free copy of the Adobe Reader.

Course Navigation:**Nav_Tute.swf****Note:** This is a standard instruction page across all courses.**CLA Information:**

For each course outcome and GEL outcome, please indicate the **unit assignment** in which assessment is taking place.


CE300-1: Examine the benefits of observation, documentation and effective assessment strategies in young children's development

CE300-2: Analyze standardized assessment methods and tools used to identify at risk and special needs children


	<p>CE300-3: Apply observation and recording strategies using selected assessment methods while viewing a video</p> <p>CE300-4: Interpret assessment results to plan appropriate learning experiences for young children</p> <p>GEL-1.1: Demonstrate college-level communication through the composition of original materials in Standard American English</p> <p>GEL 3.1: Use experimental inquiry to inform problem solving</p>
--	---


Unit 1													
Unit 1: Title	An Overview Of Assessment in Early Childhood												
Unit 1: Home Page Image Enter image ID# Please select from the KU Image Library.	Istock 6719828												
Unit 1: Overview Title	Introduction: Assessment in Early Childhood												
Unit 1: Unit Overview Note: This text is overlaid the unit home page image.	<p>In Unit 1, you will get acquainted with your classmates and the instructor. You also will learn what is expected of you in completing this coursework. We will review threaded discussion participation and the Syllabus.</p> <p>In addition, we will discuss the purposes of assessment in early childhood and discuss current issues and trends in assessing young children.</p>												
Unit 1: Unit Outcomes	After completing this unit, you should be able to: <ol style="list-style-type: none"> 1. Explain the requirements for completing the course 2. Discuss your reasons for entering the Bachelor of Science in Early Childhood Development Program 3. Discuss the purposes of assessment in early childhood 4. Analyze the issues and trends in early childhood assessment 												
Unit 1: To-Do List This is a weekly task list for the student. Should include items like: <i>Read Chapter 15, Submit your Project, Respond to Discussion Board, Review Key Terms, etc.</i> Please include a short sentence and point value where appropriate. Please include the Course To-Do List PDFs	<table border="1"> <tr> <td>Title</td> <td>Introductions</td> </tr> <tr> <td>Description</td> <td>Throughout this course, many discussion opportunities will occur where you will be responding to other people's opinions and comments. Please take this opportunity to introduce yourself and learn something about other students in the class.</td> </tr> <tr> <td>Points</td> <td></td> </tr> <tr> <td>Title</td> <td>Reading</td> </tr> <tr> <td>Description</td> <td>Read Chapter 1 of your Etext <i>Assessment in Early Childhood Education</i>.</td> </tr> <tr> <td>Points</td> <td></td> </tr> </table>	Title	Introductions	Description	Throughout this course, many discussion opportunities will occur where you will be responding to other people's opinions and comments. Please take this opportunity to introduce yourself and learn something about other students in the class.	Points		Title	Reading	Description	Read Chapter 1 of your Etext <i>Assessment in Early Childhood Education</i> .	Points	
Title	Introductions												
Description	Throughout this course, many discussion opportunities will occur where you will be responding to other people's opinions and comments. Please take this opportunity to introduce yourself and learn something about other students in the class.												
Points													
Title	Reading												
Description	Read Chapter 1 of your Etext <i>Assessment in Early Childhood Education</i> .												
Points													

	Title	Discussion
	Description	Answer the Discussion Question.
	Points	40
	Title	Seminar
	Description	Attend the Seminar or Complete Seminar Option 2.
	Points	
	Title	Graded Review
	Description	Complete the Graded Review.
	Points	50
	Title	
	Description	
	Points	
Unit 1: Extra! Extra! This optional area could be used to share important websites and other resources that pertain to the unit.	TOPIC 1:	Connecting Assessment to Learning
	Title	Connecting Learning Opportunities
	URL:	http://www.cde.state.co.us/resultsmatter/RMVideoSeries.htm
	Description:	
	TOPIC 2:	
	Title	
	URL:	
	Description:	


	TOPIC 3:	
	Title	
	URL:	
	Description:	
	TOPIC 4:	
	Title	
	URL:	
	Description:	
	TOPIC 5:	
	Title	
	URL:	
	Description:	
TOPIC 6:		
Title		
URL:		
Description:		
Unit 1: Introductions		
	Sidebar Title	Introductions
	Sidebar Image	<ul style="list-style-type: none"> Istock File #: 3011088
	Unit 1 Introductions Title	Introduce Yourself
	Content	Throughout this course you are expected to respond to and comment on other people's posts.

	<p>Please take this opportunity to introduce yourself and learn something about other students as well as establish class community.</p> <p>Please include:</p> <ul style="list-style-type: none"> • Your name, location and reasons for entering the Bachelor of Science in Early Childhood Development • How you learned about Kaplan's Bachelor of Science in Early Childhood Development Program. • Any prior knowledge you may have about this topic (whether from your own experiences or from interacting with children in your life or in your work). • Your educational and career goals (as they relate to being an Early Childhood Care Professional). • How you think this course, Observation and Assessment in Early Childhood, will help you. 																										
	<table border="1"> <tr> <td data-bbox="337 1031 553 1062"></td> <td data-bbox="553 1031 1179 1062"></td> </tr> <tr> <td data-bbox="337 1062 553 1146">Icon 1 Title:</td> <td data-bbox="553 1062 1179 1146">Access the Threaded Discussion by clicking on the "Introduce Yourself" link at the left</td> </tr> <tr> <td data-bbox="337 1146 553 1199">Icon 1 Subtitle:</td> <td data-bbox="553 1146 1179 1199"></td> </tr> <tr> <td data-bbox="337 1199 553 1251">Icon 1 Content:</td> <td data-bbox="553 1199 1179 1251"></td> </tr> <tr> <td data-bbox="337 1251 553 1283"></td> <td data-bbox="553 1251 1179 1283"></td> </tr> <tr> <td data-bbox="337 1283 553 1335">Icon 2 Title:</td> <td data-bbox="553 1283 1179 1335">Additional Help</td> </tr> <tr> <td data-bbox="337 1335 553 1388">Icon 2 Subtitle:</td> <td data-bbox="553 1335 1179 1388"></td> </tr> <tr> <td data-bbox="337 1388 553 1440">Icon 2 Content:</td> <td data-bbox="553 1388 1179 1440">Student Guide to Online Communications</td> </tr> <tr> <td data-bbox="337 1440 553 1472"></td> <td data-bbox="553 1440 1179 1472"></td> </tr> <tr> <td data-bbox="337 1472 553 1524">Icon 3 Title:</td> <td data-bbox="553 1472 1179 1524"></td> </tr> <tr> <td data-bbox="337 1524 553 1577">Icon 3 Subtitle:</td> <td data-bbox="553 1524 1179 1577"></td> </tr> <tr> <td data-bbox="337 1577 553 1629">Icon 3 Content:</td> <td data-bbox="553 1577 1179 1629"></td> </tr> <tr> <td data-bbox="337 1629 553 1661"></td> <td data-bbox="553 1629 1179 1661"></td> </tr> </table>			Icon 1 Title:	Access the Threaded Discussion by clicking on the "Introduce Yourself" link at the left	Icon 1 Subtitle:		Icon 1 Content:				Icon 2 Title:	Additional Help	Icon 2 Subtitle:		Icon 2 Content:	Student Guide to Online Communications			Icon 3 Title:		Icon 3 Subtitle:		Icon 3 Content:			
Icon 1 Title:	Access the Threaded Discussion by clicking on the "Introduce Yourself" link at the left																										
Icon 1 Subtitle:																											
Icon 1 Content:																											
Icon 2 Title:	Additional Help																										
Icon 2 Subtitle:																											
Icon 2 Content:	Student Guide to Online Communications																										
Icon 3 Title:																											
Icon 3 Subtitle:																											
Icon 3 Content:																											

	Icon 4 Title:	
	Icon 4 Subtitle:	
	Icon 4 Content:	
	Icon 5 Title:	
	Icon 5 Subtitle:	
	Icon 5 Content:	
	Icon 6 Title:	
Icon 6 Subtitle:		
Icon 6 Content:		
Unit 1: Reading 	Sidebar Title	Reading
	Sidebar Image	<ul style="list-style-type: none"> File #: 10842098
	Unit 1 Reading Title Content	Reading 1. Review the Presentation on Exploring the UAH-Salmon Library 2. Read Chapter 1 of your Etext <i>Assessment in Early Childhood Education</i> .
	Icon 1 Title:	Web Resource
	Icon 1 Subtitle:	
	Icon 1 Content:	Read the article "Readiness and Relationships: Issues in Assessing Young Children, Families, and Caregivers" at http://eclkc.ohs.acf.hhs.gov/hslc/ecdh/eecd/Assessment/Ongoing%20Assessment/edudev_art_00201_072505.html

	Icon 2 Title:	Web Resource
	Icon 2 Subtitle:	
	Icon 2 Content:	Read "Assessment of 3, 4, & Pre-K 5-Year-Old Children" at http://www.osr.nc.gov/_pdf/EPBrief--Assessments07.10.06.pdf
	Icon 3 Title:	
	Icon 3 Subtitle:	
	Icon 3 Content:	
	Icon 4 Title:	
	Icon 4 Subtitle:	
	Icon 4 Content:	
	Icon 5 Title:	
	Icon 5 Subtitle:	
	Icon 5 Content:	
	Icon 6 Title:	
	Icon 6 Subtitle:	
Icon 6 Content:		
Unit 1: Discussion 	Sidebar Title	Discussion
	Sidebar Image	<ul style="list-style-type: none"> File #: 7362955
	Unit 1 Discussion Title	Purposes of Assessment
	Content	There are four purposes of assessment discussed in Chapter 1 of <i>Assessment in Early Childhood Education</i> . Choose one of these stated purposes, and explain how the purpose of assessment has changed over time in early childhood development and why. Remember to cite your

	<div>references in all discussion board posts.</div>
	<div> <div>Icon 1 Title:</div> <div>Access the Threaded Discussion by Clicking on the "Introduce Yourself" link at the left.</div> </div>
	<div> <div>Icon 1 Subtitle:</div> <div></div> </div>
	<div> <div>Icon 1 Content:</div> <div></div> </div>
	<div> <div>Icon 2 Title:</div> <div>Additional Help</div> </div>
	<div> <div>Icon 2 Subtitle:</div> <div></div> </div>
	<div> <div>Icon 2 Content:</div> <div>Student Guide to Online Communications</div> </div>
	<div> <div>Icon 3 Title:</div> <div>Guide</div> </div>
	<div> <div>Icon 3 Subtitle:</div> <div></div> </div>
	<div> <div>Icon 3 Content:</div> <div>Discussion Help</div> </div>
	<div> <div>Icon 4 Title:</div> <div></div> </div>
	<div> <div>Icon 4 Subtitle:</div> <div></div> </div>
	<div> <div>Icon 4 Content:</div> <div></div> </div>
	<div> <div>Icon 5 Title:</div> <div></div> </div>
	<div> <div>Icon 5 Subtitle:</div> <div></div> </div>
	<div> <div>Icon 5 Content:</div> <div></div> </div>
	<div> <div>Icon 6 Title:</div> <div></div> </div>
	<div> <div>Icon 6 Subtitle:</div> <div></div> </div>
	<div> <div>Icon 6 Content:</div> <div></div> </div>

<p>Unit 1: Seminar</p> 	<table border="1"> <tr> <td>Sidebar Title</td> <td>Seminar</td> </tr> <tr> <td>Sidebar Image</td> <td> <ul style="list-style-type: none"> File #: 4517467 </td> </tr> </table> <table border="1"> <tr> <td>Unit 1 Seminar Title</td> <td>Preschool Assessment</td> </tr> <tr> <td>Content</td> <td> <p>After reading your web resource "Assessment of 3, 4, & Pre-K 5-Year-Old Children," analyze one of the Recommended Practices and explain how you might implement this in a preschool setting. Give specific examples to support your analysis.</p> <p>Option 1: Participate in a synchronous seminar. You are strongly encouraged to participate in the live seminar for this week's discussion if possible. Many students find this live discussion very helpful because your instructor will clarify the seminar information and your classmates may pose questions that you also have about the material.</p> <p>Option 2: If you are unable to participate in the live seminar, submit a 200-300 word essay answering the seminar questions listed. Your assignment should be composed in complete sentences and paragraphs. Be sure to answer all questions to earn your seminar points. The Option 2 assignment should be completed and submitted to the Seminar Dropbox before the Unit 1 deadline (Tuesday night).</p> </td> </tr> </table>	Sidebar Title	Seminar	Sidebar Image	<ul style="list-style-type: none"> File #: 4517467 	Unit 1 Seminar Title	Preschool Assessment	Content	<p>After reading your web resource "Assessment of 3, 4, & Pre-K 5-Year-Old Children," analyze one of the Recommended Practices and explain how you might implement this in a preschool setting. Give specific examples to support your analysis.</p> <p>Option 1: Participate in a synchronous seminar. You are strongly encouraged to participate in the live seminar for this week's discussion if possible. Many students find this live discussion very helpful because your instructor will clarify the seminar information and your classmates may pose questions that you also have about the material.</p> <p>Option 2: If you are unable to participate in the live seminar, submit a 200-300 word essay answering the seminar questions listed. Your assignment should be composed in complete sentences and paragraphs. Be sure to answer all questions to earn your seminar points. The Option 2 assignment should be completed and submitted to the Seminar Dropbox before the Unit 1 deadline (Tuesday night).</p>						
Sidebar Title	Seminar														
Sidebar Image	<ul style="list-style-type: none"> File #: 4517467 														
Unit 1 Seminar Title	Preschool Assessment														
Content	<p>After reading your web resource "Assessment of 3, 4, & Pre-K 5-Year-Old Children," analyze one of the Recommended Practices and explain how you might implement this in a preschool setting. Give specific examples to support your analysis.</p> <p>Option 1: Participate in a synchronous seminar. You are strongly encouraged to participate in the live seminar for this week's discussion if possible. Many students find this live discussion very helpful because your instructor will clarify the seminar information and your classmates may pose questions that you also have about the material.</p> <p>Option 2: If you are unable to participate in the live seminar, submit a 200-300 word essay answering the seminar questions listed. Your assignment should be composed in complete sentences and paragraphs. Be sure to answer all questions to earn your seminar points. The Option 2 assignment should be completed and submitted to the Seminar Dropbox before the Unit 1 deadline (Tuesday night).</p>														
	<table border="1"> <tr> <td>Icon 1 Title:</td> <td>Additional Help</td> </tr> <tr> <td>Icon 1 Subtitle:</td> <td></td> </tr> <tr> <td>Icon 1 Content:</td> <td>Student Guide to Kaplan Seminars</td> </tr> <tr> <td>Icon 2 Title:</td> <td>Guide</td> </tr> <tr> <td>Icon 2 Subtitle:</td> <td></td> </tr> <tr> <td>Icon 2 Content:</td> <td>Seminar Help</td> </tr> <tr> <td>Icon 3 Title:</td> <td></td> </tr> </table>	Icon 1 Title:	Additional Help	Icon 1 Subtitle:		Icon 1 Content:	Student Guide to Kaplan Seminars	Icon 2 Title:	Guide	Icon 2 Subtitle:		Icon 2 Content:	Seminar Help	Icon 3 Title:	
Icon 1 Title:	Additional Help														
Icon 1 Subtitle:															
Icon 1 Content:	Student Guide to Kaplan Seminars														
Icon 2 Title:	Guide														
Icon 2 Subtitle:															
Icon 2 Content:	Seminar Help														
Icon 3 Title:															

	Icon 3 Subtitle:	
	Icon 3 Content:	
	Icon 4 Title:	
	Icon 4 Subtitle:	
	Icon 4 Content:	
	Icon 5 Title:	
	Icon 5 Subtitle:	
	Icon 5 Content:	
	Icon 6 Title:	
Icon 6 Subtitle:		
Icon 6 Content:		
Unit 1 Icon 5 Choose a Unit Home page Icon:	Sidebar Title	Graded Review
	Sidebar Image	<ul style="list-style-type: none">• File #: 11097631
	Unit 1 Icon 5 Title	
	Content	<p>This unit includes one graded review based on the readings and learning activities you completed this week. The graded review contains 10 questions worth 5 points each for a total of 50 points. The following important information applies to your graded review:</p> <ul style="list-style-type: none">• You may use your reading materials, notes, and other resources to answer the questions in this graded review as long as you work independently.• You have 2 hours to complete the graded review, so take your time.• You can only take this graded review once.• Click the “Save Answers” button often.• If you lose your Internet connection during the graded review, log back on, and try to access it again. If you are unable to re-enter the graded

Comment [SR1]: Note: This is attached as a file.

	<div>review, contact your instructor.</div>
	<div>Icon 1 Title:</div> <div></div>
	<div>Icon 1 Subtitle:</div> <div></div>
	<div>Icon 1 Content:</div> <div></div>
	<div>Icon 2 Title:</div> <div></div>
	<div>Icon 2 Subtitle:</div> <div></div>
	<div>Icon 2 Content:</div> <div></div>
	<div>Icon 3 Title:</div> <div></div>
	<div>Icon 3 Subtitle:</div> <div></div>
	<div>Icon 3 Content:</div> <div></div>
	<div>Icon 4 Title:</div> <div></div>
	<div>Icon 4 Subtitle:</div> <div></div>
	<div>Icon 4 Content:</div> <div></div>
	<div>Icon 5 Title:</div> <div></div>
	<div>Icon 5 Subtitle:</div> <div></div>
	<div>Icon 5 Content:</div> <div></div>
	<div>Icon 6 Title:</div> <div></div>
	<div>Icon 6 Subtitle:</div> <div></div>
	<div>Icon 6 Content:</div> <div></div>
<div>Unit 1 Icon 6 Choose a Unit Home page Icon:</div>	<div>Sidebar Title</div> <div></div>

	Unit 1 Icon 1 Title	
	Unit 1 Icon 1 Subtitle	
	Unit 1 Icon 1 Content	
	Unit 2 Icon 2 Title	
	Unit 2 Icon 2 Subtitle	
	Unit 2 Icon 2 Content	
	Unit 3 Icon 3 Title	
	Unit 3 Icon 3 Subtitle	
	Unit 3 Icon 3 Content	
	Unit 4 Icon 4 Title	
	Unit 4 Icon 4 Subtitle	
	Unit 4 Icon 4 Content	
	Unit 5 Icon 5 Title	
	Unit 5 Icon 5 Subtitle	
	Unit 5 Icon 5 Content	
	Unit 6 Icon 6 Title	
	Unit 6 Icon 6 Subtitle	
	Unit 6 Icon 6 Content	
	Unit 7 Icon 7 Title	
	Unit 7 Icon 7 Subtitle	
	Unit 7 Icon 7 Content	
	Unit 8 Icon 8 Title	
	Unit 8 Icon 8 Subtitle	
	Unit 8 Icon 8 Content	
	Unit 9 Icon 9 Title	
	Unit 9 Icon 9 Subtitle	
	Unit 9 Icon 9 Content	
	Unit 10 Icon 10 Title	
	Unit 10 Icon 10 Subtitle	
	Unit 10 Icon 10 Content	
	Unit 11 Icon 11 Title	
	Unit 11 Icon 11 Subtitle	
	Unit 11 Icon 11 Content	
	Unit 12 Icon 12 Title	
	Unit 12 Icon 12 Subtitle	
	Unit 12 Icon 12 Content	

	<div>Icon 6 Subtitle:</div> <div>Icon 6 Content:</div>
<div>Special Instructions or Notes to the Developer:</div>	